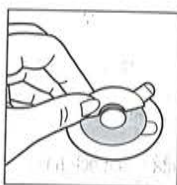


Hollister

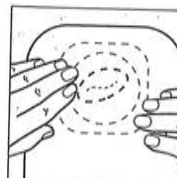
7805 18mm (3/4") 48mm (2")
7806 18mm (3/4") 98mm (4")



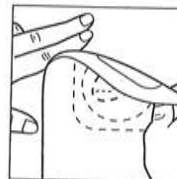
1



2



3



4

US GB Instructions for Adapt® Barrier Rings

Adapt Barrier Rings can be used under skin barriers, adhesives, and in combination with paste.

Directions for Application

The skin should be clean and dry before application.

1. Both barrier ring protective coverings can be removed at the same time or, if desired, one covering can be removed, retaining the opposite covering for easier application.
2. Mold and stretch the barrier ring, as required, before applying to the skin barrier. **To mold and stretch the barrier ring, if necessary, make sure both films are removed.**
3. Center the skin barrier with barrier ring around the stoma. Hold in place for several seconds.

Removal

4. Gently peel away from skin, working downwards while pressing lightly against the surrounding skin.