

Description

ZeniContact Silicone Contact Layer is an open mesh, soft silicone wound contact layer that allows exudate to pass through to the secondary dressing. And is designed for the management of dry to heavily exuding wounds including venous and arterial ulcers, first and second degree burns (partial thickness burns), radiation injuries, abrasions, skin tears, skin grafts, blistering, surgical incisions, diabetic ulcers and lacerations.

Indications

ZeniContact Silicone Contact Layer is indicated for a wide range of wounds such as:

- 1.Pressure ulcers
- 2.Leg and foot ulcers
- 3.Traumatic wounds
- 4.Surgical wounds
- 5.Donor sites
- 6.Skin tears
- 7.Burns (1st and 2nd degree)

The dressing can also be used in combination with topical treatments/hydrogels and may be used in conjunction with negative pressure wound therapy.

Instructions for Use

- 1) Clean the wound in accordance with normal procedures, dry the surrounding skin thoroughly
- 2) Select an appropriate sized dressing, larger than the wound to ensure contact with the skin.
- 3) Remove the release films and apply the adherent side to the wound. Do not stretch. The dressing should overlap the dry surrounding skin by at least 1-2 cm for the smaller sizes and 5cm for the larger sizes.
- 4) Remove the protector material from one side of the product and anchor the adhesive side to the skin.
- 5) Smooth the product over the wound and remove the remaining protector material. If more than one piece of the dressing is required, overlap the dressing, making sure that the holes are not blocked.
- 6) Apply a secondary absorbent dressing on top of the dressing and fixate.












Warnings

- 1.This product is single use. Do not use if the pouch is damaged.
- 2.Do not use **ZeniContact** Silicone Contact Layer together with oxidizing agents such as hypochlorite solutions or hydrogen peroxide.
- 3.If reddening or sensitization occurs discontinue use.
- 4.If used for skin graft fixation or protection of blisters, should not be changed / lifted prior to the fifth day post application.
- 5.Where the product is used on infected wounds, the infection should be inspected and treated as per normal procedures / local clinical protocols.
- 6.**ZeniContact** Silicone Contact Layer is not intended for use on third-degree burns.

Specifications

Code	Size
70047	4"×7"

The explanation of the Graphics, symbols and abbreviations for use in the label

Symbols	Explanations	Symbols	Explanations
	Do not reuse		Method of sterilization : Ethylene oxide
	Use by-year and month		Do not use if package is damaged
	Symbol for temperature limitation		Manufacturer
	Batch number		CE mark and identification number of Notified Body.
	Date of Manufacture		Authorised representative in the European Community
	See instruction for use		

Storage and disposal

- 1. Please store the product in cool and dry place, and avoid light.
- 2. Disposal should be handled according to local environmental procedures.

Shelf life: 3 years from date of manufacture

Manufactured for:

ZeniMedical
1410 East Weisgarber Road
Knoxville, Tennessee 37909