

MONOJECT™ Safety Needle

Instruction For Use



1 Open Monoject Magellan package by peeling back paper tabs.



2 Remove protective needle sheath.




3 Open Monoject Magellan package by peeling back paper tabs.


Lock the safety shield using any of the following activation methods



4 ...thumb



...finger



...flat surface



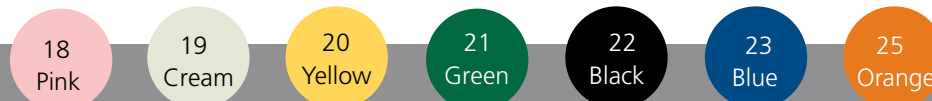
5 Verify locked position through audible and tactile "click". Locked position will completely cover needle tip.



6 Once safety shield is locked, immediately dispose of needle and syringe in an approved sharps container.



Needle Gauge Colors



All MONOJECT Safety Needles are ISO color-coded.



COVIDIEN

positive results for life™

COVIDIEN, COVIDIEN with logo and™ marked brands are trademarks of Covidien AG or its affiliates. ©2007 Covidien AG. All rights reserved.

H-6077-10M-0907

15 HAMPSHIRE STREET
MANSFIELD, MA
02048

1.800.962.9888
508.261.8000

www.covidien.com