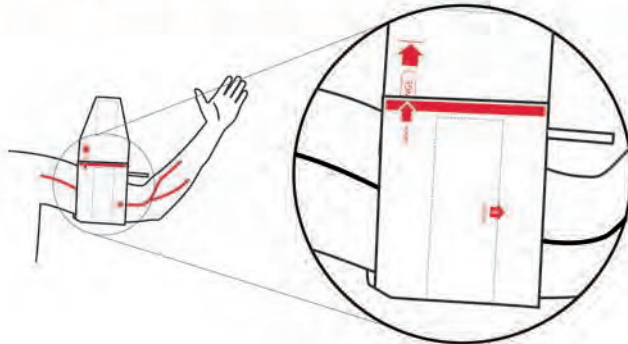


**REFERENCE CARD**

**Proper Blood Pressure Cuff Sizing**



Index line at cuff edge should fall within the Range arrows.

**IF white Index line does not reach first Range arrow, select a larger cuff.**



Using a cuff that is too small (undercuffing) can result in overestimating a patient's BP.

**IF white Index line reaches past second Range arrow, select a smaller cuff.**



Using a cuff that is too large (overcuffing) can result in overestimating a patient's BP.

**BE SURE TO USE APPROPRIATE SIZE CUFF FOR YOUR PATIENT.**

(See chart below for cuff size options. Be sure to select appropriate connector.)

Cuff Size - Color/Limb Circumference					Quick Connect Adapter 891PF-00
<b>Child</b>	<b>Small Adult</b>	<b>Adult</b>	<b>Large Adult</b>	<b>Thigh</b>	
12-19cm	17-25cm	23-33cm	31-40cm	38-50cm	



ADC  
55 Commerce Drive  
Hauppauge, NY 11788



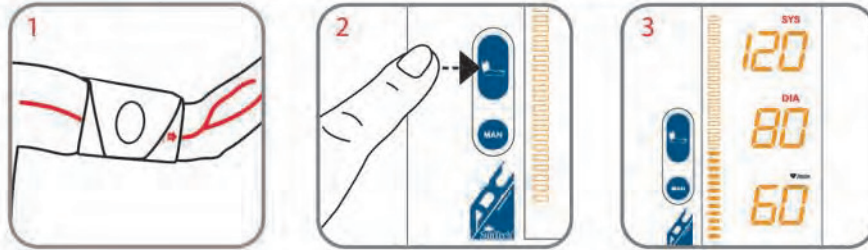
Suntech Medical, Ltd.  
Oakfield Industrial Estate  
Eynsham, Oxfordshire  
OX29 4TS UK

Inspected in the U.S.A.  
Made in China  
tel: 631-273-9600  
toll free: 1-800-232-2670  
fax: 631-273-9659

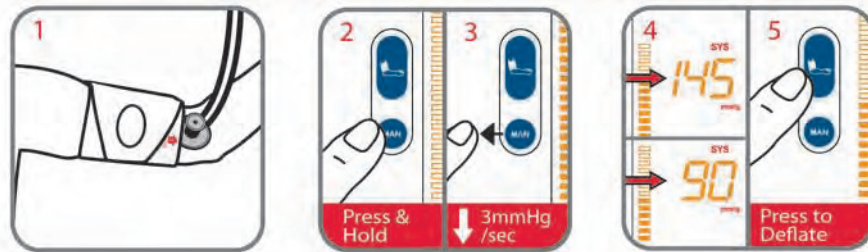
[www.adctoday.com/adview](http://www.adctoday.com/adview)  
[info@adctoday.com](mailto:info@adctoday.com)



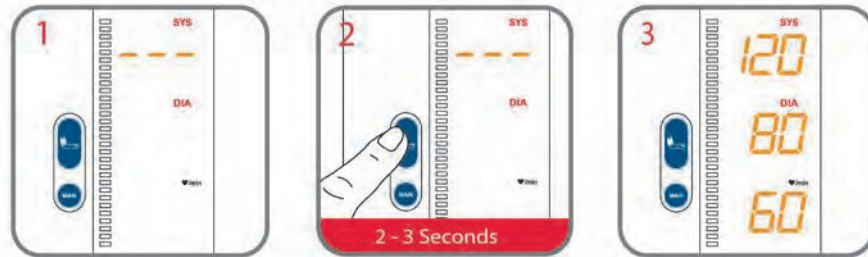
### Measuring Blood Pressure Automatically



### Measuring Blood Pressure with Manual SphygMode™



### Recall Data



### Clear Data

