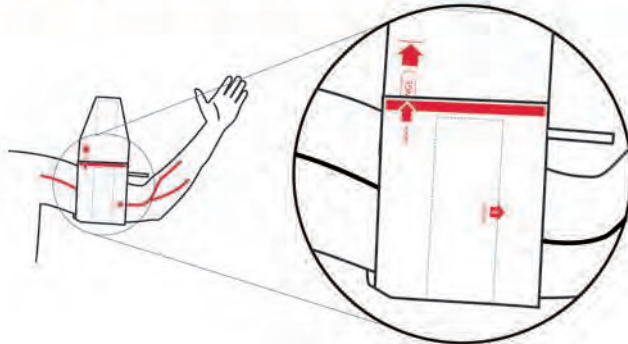


REFERENCE CARD

Proper Blood Pressure Cuff Sizing



Index line at cuff edge should fall within the Range arrows.

IF white Index line does not reach first Range arrow, select a larger cuff.



Using a cuff that is too small (undercuffing) can result in overestimating a patient's BP.

IF white Index line reaches past second Range arrow, select a smaller cuff.



Using a cuff that is too large (overcuffing) can result in overestimating a patient's BP.

BE SURE TO USE APPROPRIATE SIZE CUFF FOR YOUR PATIENT.

(See chart below for cuff size options. Be sure to select appropriate connector.)

Cuff Size - Color/Limb Circumference					Quick Connect Adapter 891PF-00
Child	Small Adult	Adult	Large Adult	Thigh	
12-19cm	17-25cm	23-33cm	31-40cm	38-50cm	



ADC
55 Commerce Drive
Hauppauge, NY 11788



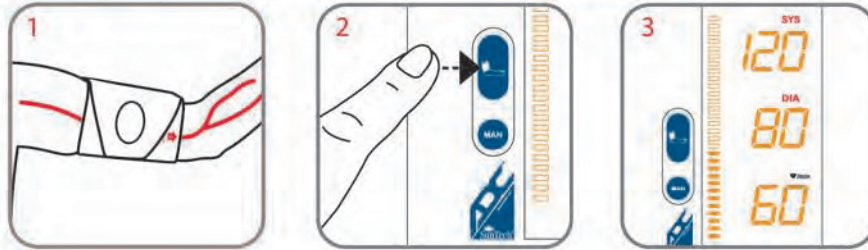
Suntech Medical, Ltd.
Oakfield Industrial Estate
Eynsham, Oxfordshire
OX29 4TS UK

Inspected in the U.S.A.
Made in China
tel: 631-273-9600
toll free: 1-800-232-2670
fax: 631-273-9659

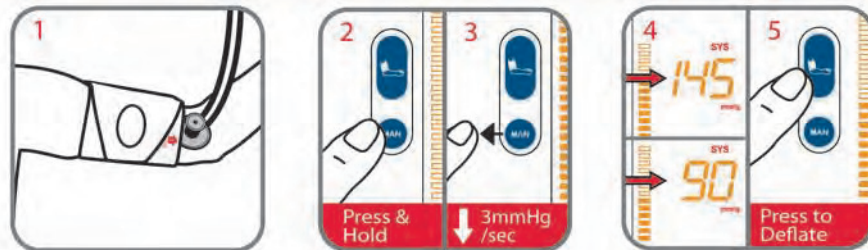
www.adctoday.com/adview
info@adctoday.com



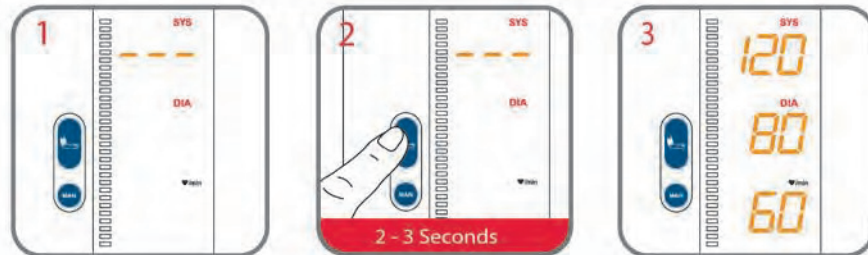
Measuring Blood Pressure Automatically



Measuring Blood Pressure with Manual SphygMode™



Recall Data



Clear Data

