




FABRIC LEG STRAP KIT

FOR REUSABLE LATEX LEG BAGS


FOR USE WITH ALL UROCARE® LATEX URINARY LEG BAGS—UROCAR® SPORT BAGS NOT INCLUDED.



- COMFORTABLE
- WASHABLE
- DURABLE & REUSABLE

ELIMINATE BRUISING, PRESSURE SORES, PULLED HAIR, CIRCULATION RESTRICTION AND BURNS CAUSED BY RUBBER STRAPS.

FULLY ADJUSTABLE SELF-GRIPPING FASTENERS MAKE APPLICATION SAFE AND SIMPLE WITH A GENTLE TOUCH.

FABRIC LEG STRAP KITS FOR UROCARE® LATEX LEG BAGS		
ITEM #		DESCRIPTION & KIT CONTENTS
	6351	Extra-Large, contains straps #6346 & #6345
	6350	Large, contains straps #6345 & #6344
	6349	Small, contains straps #6348 & #6347

READ THIS FIRST:

For best results, take certain precautions before using these straps. Be certain that there is no loose stitching or other irregularities before each use.

Do not over-tighten straps; products made with elastic and/or neoprene rubber material can—if improperly fit—cause circulation restriction or skin breakdown; however, a bag strapped too loosely can slip down the leg and cause damage to male external or Foley catheters by stretching them. Should any discomfort occur while wearing, discontinue use immediately and contact a fitter or physician. Discontinue use at first signs of dermatitis or any other type of skin irritation and contact a physician.

To avoid possible drainage problems, read all instructions and precautions carefully before use. Only allow a urinary drainage bag to fill to its maximum capacity in emergency situations.

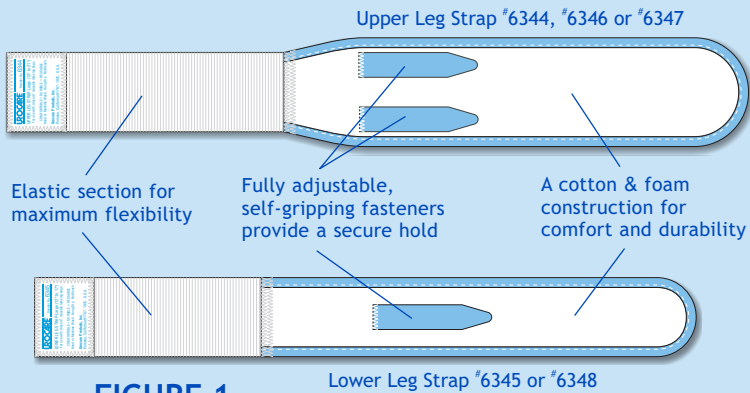


FIGURE 1

FABRIC LEG STRAP KITS FOR UROCARE® LATEX LEG BAGS			
ITEM #	DESCRIPTION & KIT CONTENTS	DIMENSIONS†	
		Inches(″)	Centimeters(cm)
6351	X-Large, contains straps #6346 & #6345	See below	See below
6350	Large, contains straps #6345 & #6344	See below	See below
6349	Small, contains straps #6348 & #6347	See below	See below
FABRIC LEG STRAP SINGLES FOR UROCARE® LATEX LEG BAGS			
6348	Lower Fabric Leg Strap, Small	7 ~ 13	18 ~ 33
6347	Upper Fabric Leg Strap, Small	9 ~ 15	23 ~ 38
6346	Upper Fabric Leg Strap, Extra-Large	20 ~ 26	51 ~ 66
6345	Lower Fabric Leg Strap, Large	12 ~ 17	31 ~ 43
6344	Upper Fabric Leg Strap, Large	12 ~ 21	31 ~ 53
FABRIC LEG STRAPS FOR UROCARE® SPORT LATEX LEG BAGS			
6343	Medium through Large	19 ~ 30	48 ~ 76
6342	Small through Medium	15 ~ 24	38 ~ 61

† Approximate dimensions in inches and centimeters.

1. Place top fastener around the inlet valve housing.
2. Then push the bottom fastener through the top strap loop on your latex bag as shown in figure 2.
3. Adjust straps to suit. Do not over-tighten to avoid circulation restriction.
4. Connect top adaptor to extension tube or directly to catheter where possible.
5. Close bottom drain valve or tube clamp before use.

This method of securing your latex leg bag is recommended for ambulatory users. It prevents the top valve housing from flopping about while walking. Clothing is abrasive and while walking, it may abrade the latex bag and cause small holes to appear near the top valve housing.




1. Push the fasteners of the straps through the bag strap loops— figure 1
2. Strap the bag to the leg in the desired position—see adjacent page for position suggestions. Be certain that the bag is in an up-right position with the drain valve at the bottom.
3. Adjust the straps to suit. Do not over-tighten to avoid circulation restriction.
4. Connect top adaptor to extension tube or directly to catheter where possible.
5. Close bottom drain valve or tube clamp before use.

IMPORTANT: The number of times the hook & loop fasteners are opened and closed determines the life of the fasteners. Do not open and close the fasteners unnecessarily—this will ensure

METHOD A: Above the knee

Recommended for walking, sitting or reclining positions; strap(s) are above the knee. Use with sport and smaller sized leg bags: #9516, #9510, #8532, #8526, #8518, #8516, #8510, and #8509—see figure 3.



METHOD B: Over the knee

Best suited for longer leg bags and as above, recommended for walking, sitting or reclining positions—upper leg strap above the knee with the lower leg strap below the knee. Use with larger sized leg bags: #9544, #9532 and #9526—see figure 4.

FIGURE 4

METHOD C: Below the knee

Recommended for sitting or reclining positions. Both straps are below the knee. Use with leg bags: #9532, #8526, #8518 and #8509—see figure 5.

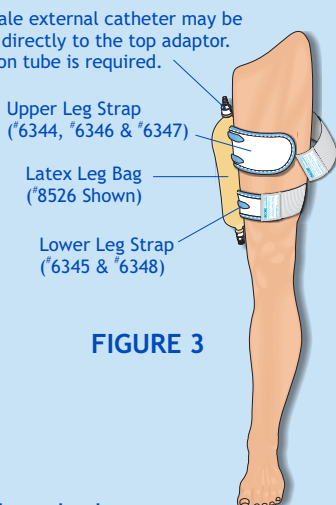


FIGURE 3

METHOD D: Sport Bags

Urocare® recommends securing a Sport bag above the knee on the thigh using a sport strap. Since sport bags only have two strap-eyelets, only one strap is needed. Use with leg bags: #9516, #9510, #8516 and #8510—see figure 6.

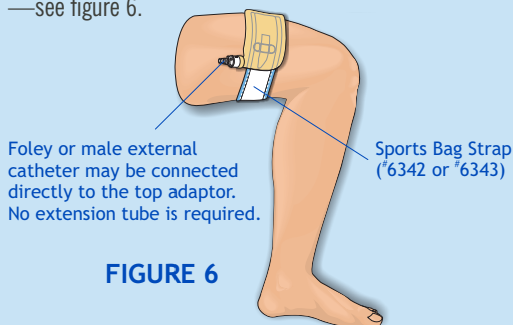


FIGURE 6

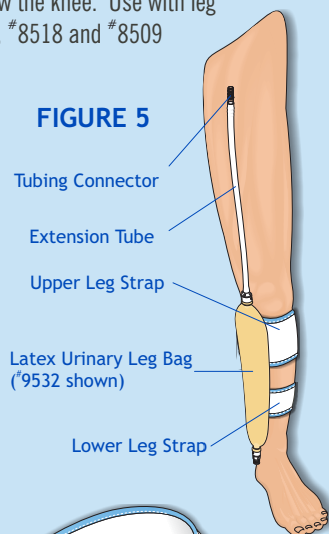


FIGURE 5

STRAP LAUNDERING INSTRUCTIONS:

Close the hook & loop strap ties and join ends of straps as shown in figure 7. Then launder according to symbols below:



Machine wash cold--gentle/delicate, do not bleach, do not tumble dry, do not wring, dry in shade, do not iron, do not dry clean.

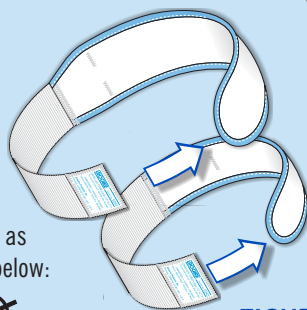
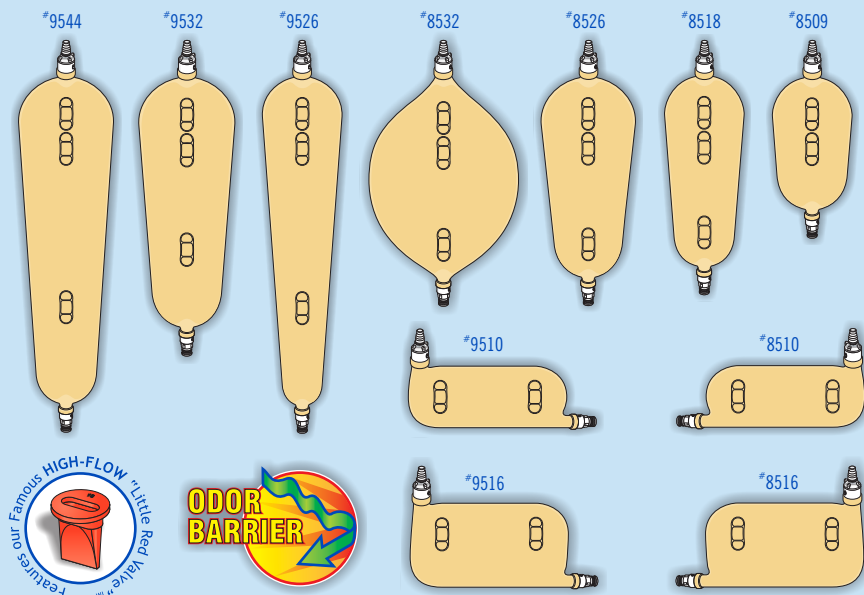


FIGURE 7

DON'T SETTLE FOR ANYTHING LESS!

We've been providing security and confidence since 1975. Choose complete protection—Urocare latex reusable urinary leg bags. **Superior**, self-cleaning, patented, “HIGH-FLOW” anti-reflux valve which prevents back-flow and allows uninterrupted drainage for problem-free use. **Built-in Odor Barrier**, inside and outside, for maximum odor control to prevent embarrassing odors before they start. **Improved**, strap-loop design ensures an accurate placement and a secure hold without glues which might allow the strap-loops to separate from the bag. Each Urocare® latex leg bag includes adaptors, latex leg straps, use and care instructions available in four(4) languages.



ITEM #	DESCRIPTION	DIMENSIONS†		CAPACITIES†	
		Inches(″)	Centimeters(cm)	Ounces(oz.)	Milliliters(ml.)
9544	Extra-Large	20 $\frac{5}{8}$ x 4 $\frac{3}{4}$	52.4 x 12.1	44	1,300
9532	Large	16 $\frac{3}{4}$ x 4 $\frac{3}{4}$	42.5 x 12.1	32	1,000
9526	Long-Slim	20 $\frac{5}{8}$ x 3 $\frac{3}{4}$	52.4 x 9.5	26	800
9516†	Sport-Right, Large	5 $\frac{3}{4}$ x 10	14.6 x 25.0	16	500
9510†	Sport-Right, Small	4 $\frac{3}{4}$ x 10	12.1 x 25.0	10	300
8532	Large-Oval	13 x 7	33.0 x 17.8	32	1,000
8526	Short-Wide	13 $\frac{3}{8}$ x 4 $\frac{3}{4}$	34.0 x 12.1	26	800
8518	Medium	13 x 3 $\frac{3}{4}$	33.0 x 9.5	18	550
8516†	Sport-Left, Large	5 $\frac{3}{4}$ x 10	14.6 x 25.0	16	500
8510†	Sport-Left, Small	4 $\frac{3}{4}$ x 10	12.1 x 25.0	10	300
8509	Small	9 $\frac{3}{4}$ x 3 $\frac{3}{8}$	24.8 x 9.2	9	275

† Approximate dimensions include adaptors and drain valves. Approximate volumes in fluid ounces and milliliters.

† These leg bags are designed to be worn horizontally above the hemlines of skirts, dresses and swimsuits.



RELATED PRODUCTS

Urocare® Reusable Latex Leg Bags

Uro-Safe® Vinyl Leg Bags

Drainage Systems and Kits

Uro-Con® & Uro-Cath® Male External Catheters

Drain Valves & Adaptors

Drainage Bottles

Uro-Prep® Protective Skin Barrier Wipes

Fabric Leg Bag Holders and Straps

Catheter Straps

Uro-Bond® Brush-on Silicone Adhesive

Urofoam® Adhesive Foam Strips

Adhesive Remover Pads

Urolux® Urinary/Ostomy Appliance Cleanser and Deodorant

Connectors and Clamps

Small Parts Cleansing Brush

Extension and Drainage Tubing

DRI Excel & DRI Eclipse™ Bed-Wetting Treatment Alarms

For more information on any of Urocare's other products, contact your nearest Urocare dealer or write to:

Urocare Products, Inc.
Customer Service Department
2735 Melbourne Avenue
Pomona, CA 91767-1931, U.S.A.
T: (909) 621-6013 • F: (909) 621-4436
E: sales@urocare.com • I: www.urocare.com



PLEASE RECYCLE
Printed on
Recycled Paper

FORM NO: PI6350EN-89601000C