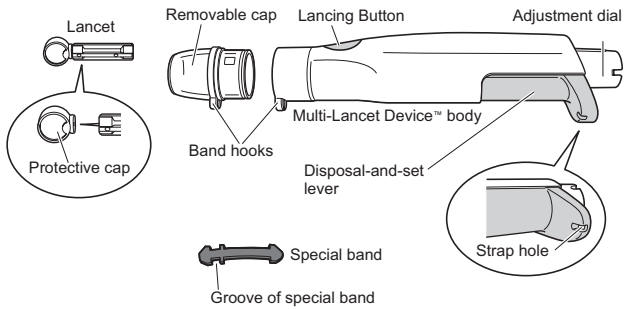


ARKRAY Multi-Lancet Device™

INSTRUCTIONS FOR USE

Description

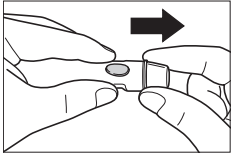
The Multi-Lancet Device™ is used for obtaining a drop of capillary blood.



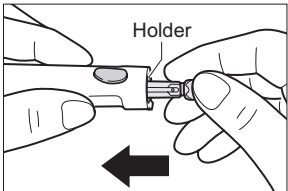
Inserting a Lancet



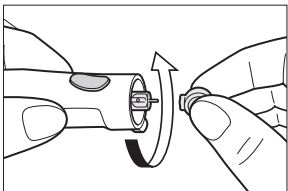
Wash hands with soap and warm water. Dry hands thoroughly. If you use alcohol wipes to cleanse fingers, make sure the area is dry before lancing finger. Residual alcohol may lead to inaccurate readings.



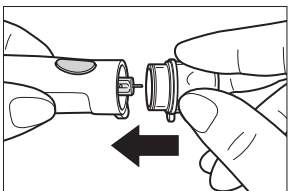
Step 1: Pull the removable cap to remove it. OPTIONAL: Remove special band from removable cap.



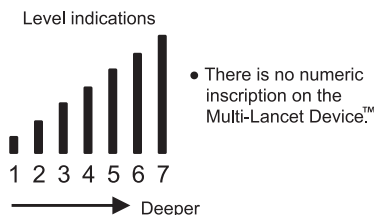
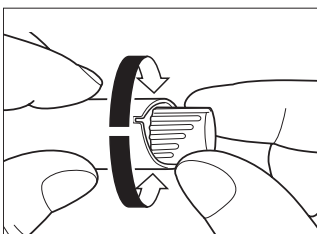
Step 2: Insert a new, unused lancet into the Holder until it stops.



Step 3: Twist off the protective cap. Save the protective cap for disposing of the lancet.



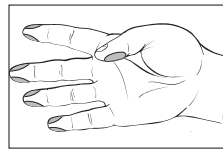
Step 4: Attach the removable cap.



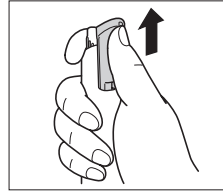
Step 5: The Multi-Lancet Device™ offers 7 different levels of skin penetration. For soft or thin skin or first time use, select "1 or 2." For tough or thick skin, select "7." If the obtained amount of blood is excessive, turn the dial to a lower setting. If the obtained amount of blood is insufficient, turn the dial to a larger setting.

Obtaining a Drop of Blood

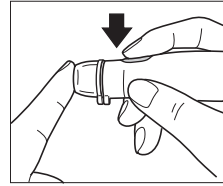
Step 1: Let the arm hang down for 10 to 15 seconds. (Holding the arm below the heart and massaging the wrist, palm, and finger makes it easier to obtain a blood drop.)



Step 2: Choose a site on the side of a fingertip to minimize pain.



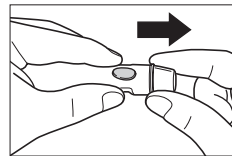
Step 3: Press the Disposal-and-set lever in the direction of the arrow until a click is heard.



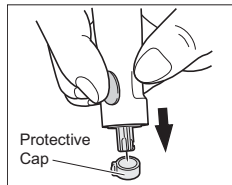
Step 4: Press the removable cap to the side of the fingertip. Press lancing button.

Step 5: Set aside the lancing device and wait a few seconds for a blood drop to form. Use a different site each time you test to help prevent soreness and calluses.

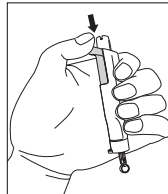
Disposing the Lancet



Step 1: Place the lancet protective cap on a hard surface and remove the removable cap.



Step 2: Push the lancet into the protective cap.



Step 3: Press the disposal-and-set lever forward to eject the used lancet into an appropriate container.

DO NOT share used lancets with another person. To prevent possible infection, a used lancet should not be touched by another person. A lancet should only be used once. Dispose of lancet in a safe manner to avoid accidental stick injuries.

Use the Multi-Lancet Device at 50-104° F (10-40° C). Store the Multi-Lancet Device at 23-122° F (-5-50° C). Do not expose to dust.

Keep out of reach of children.

Cleaning and Sterilization

Remove the removable cap from the Multi-Lancet device and wash with water using a cotton swab. Wipe off the water and dry thoroughly. Wipe the multi-lancet device with a damp cloth. Do not let water into the device. If using detergent for cleaning, use a neutral detergent diluted with water. Do NOT expose the Multi-Lancet Device to disinfectants by soaking or spraying, or to high temperature disinfection as these may cause damage to the device.

Warranty

ARKRAY warrants that the Multi-Lancet Device™ will function effectively for a period of five (5) years from the date of purchase. A malfunctioning device should be returned to your supplier or to ARKRAY for replacement.

Distributed by



Minneapolis, MN 55439 USA
Customer Service: 800-566-8558
www.arkrayusa.com