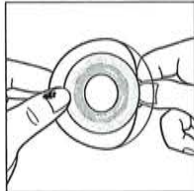
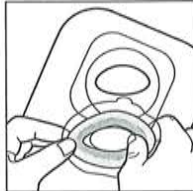


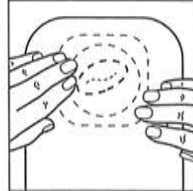
Hollister



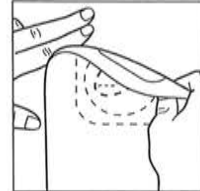
1



2



3



4

Sizing Chart/Medidas/Tableau des tailles/ サイズ表/ 크기 도표/Tabela de Tamanhos

Ring Stock No No produit d'anneau Código del Aro リング製品番号 링 재고 번호 Códigos	Inner Diameter Diamètre intérieur Diámetro interno 内径 링 크기 Tamanho do Anel	Can be stretched to Peut s'étirer jusqu'à Se estira hasta 引き伸ばし可能範囲 장루 크기에 맞춤 Ajusta-se ao tamanho do estoma
79520	3/4" (20mm)	1" (25mm)
79530	1 3/16" (30mm)	1 3/8" (35mm)
79540	1 9/16" (40mm)	1 3/4" (45mm)

(US) Instructions for Adapt Convex Barrier Rings

Adapt Convex Barrier Rings can be used under skin barriers, adhesives, and in combination with paste.

Directions for Application

The skin should be clean and dry before application.

- Both barrier ring protective coverings can be removed at the same time or, if desired, the bottom covering can be removed (flat side of ring), retaining the top covering.

Note: if wearing gloves and both protective coverings are removed, be sure the gloves are moist.

- Mold and stretch the convex barrier ring, as required, before applying to the skin barrier. **Remove the remaining protective covering from the barrier ring, if necessary.**

- Center the skin barrier with barrier ring around the stoma. Hold in place for several seconds.

Removal

- Gently peel away from skin, working downwards while pressing lightly against the surrounding skin.