




Lock 'n Roll Closure System

New Image Two-Piece and Premier
One-Piece Lock 'n Roll Closure System

No clamp needed!
Plastic fasteners lock
in place so you can
Feel the Seal!



To Close. (steps 1-3) Fold up pouch tail three (3) times towards the outer side of the pouch until the plastic fasteners meet.

To Seal. (step 4) Press firmly from the center to the outer edges along the closure strip and **Feel the Seal!**



To Drain. (step 5) Pinch (squeeze) the sides of the pouch tail.

To Clean. (step 6) Clean the inside of the pouch tail with a tissue.



For more information call: **1.800.323.4060**
www.hollister.com